

AIRGROUP
A u s t r a l i a

COOL BREEZE

Spare Parts

Information and Price List

AIR GROUP AUSTRALIA
28/30 DIVISION STREET
WELSHPOOL WA 6106
Telephone (08) 9350 2200
Facsimile (08) 9353 4225
www.airgroup.com.au

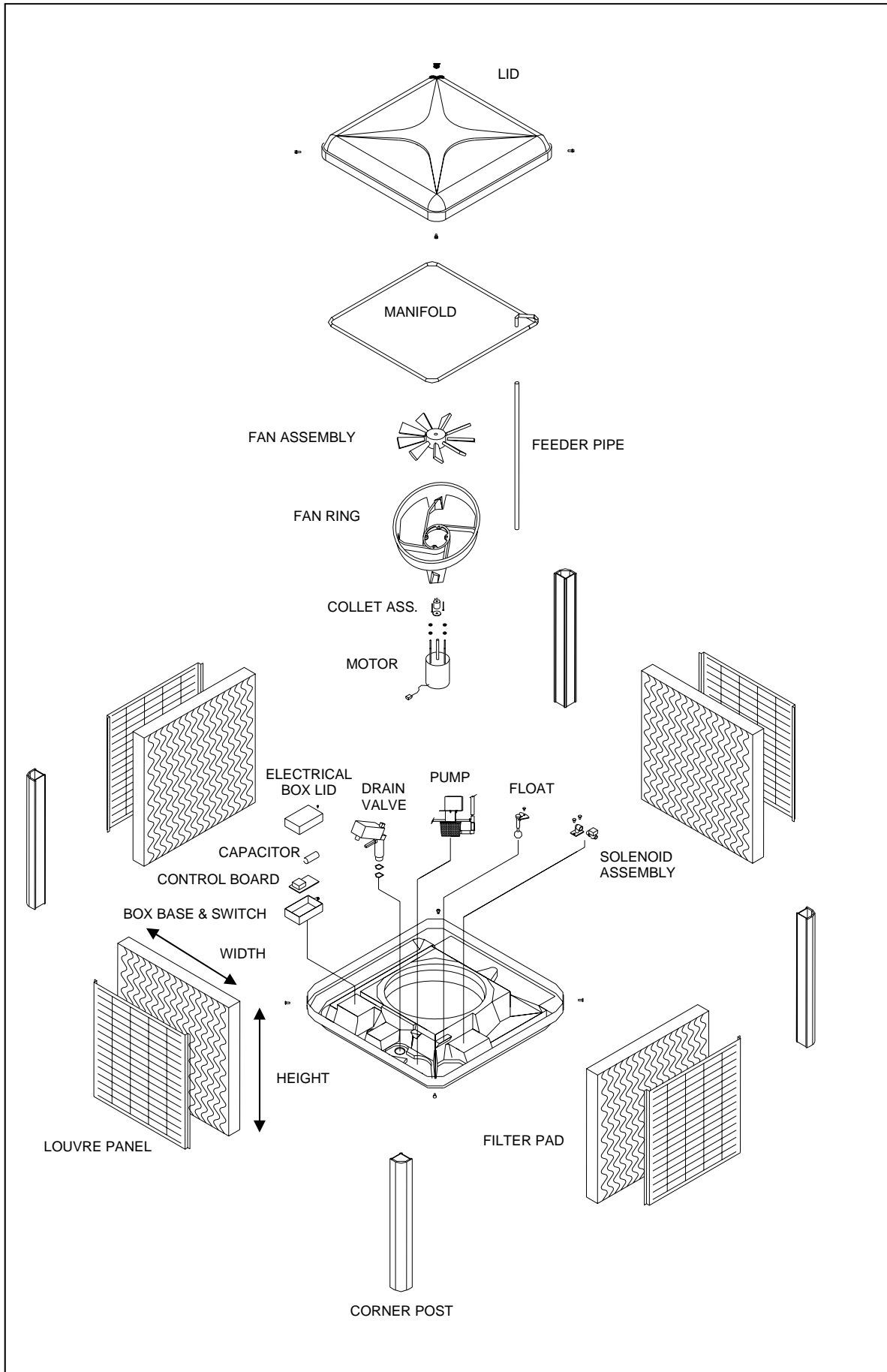
CONTENTS

| | Page |
|--|-------|
| Exploded View Down Discharge Heritage | 5 |
| Exploded View Down Discharge Cascade | 6 |
| Exploded View Down Discharge Twin Fan | 7 |
| Exploded View Side Discharge S100 | 8 |
| Exploded View Side Discharge S240 | 9 |
| Exploded View Mobile M240 | 10 |
| Corner Posts | 11 |
| Corner Posts and Accessories | 12 |
| Filter Pads | 13-16 |
| Polymer Casing Parts | 17-18 |
| Miscellaneous Casing and Accessory Parts | |
| Winter Panels | 18 |
| Louvre Panels | 19-20 |
| Water Distribution Parts | |
| Water Manifolds | 21 |
| Water Shroud | 21 |
| Water Feed Pipes | 22 |
| Water Inlet and Distribution Parts | |
| Solenoids and Accessories | 23 |
| Pumps and Accessories | 24 |
| Float Valve and Accessories | 24-25 |

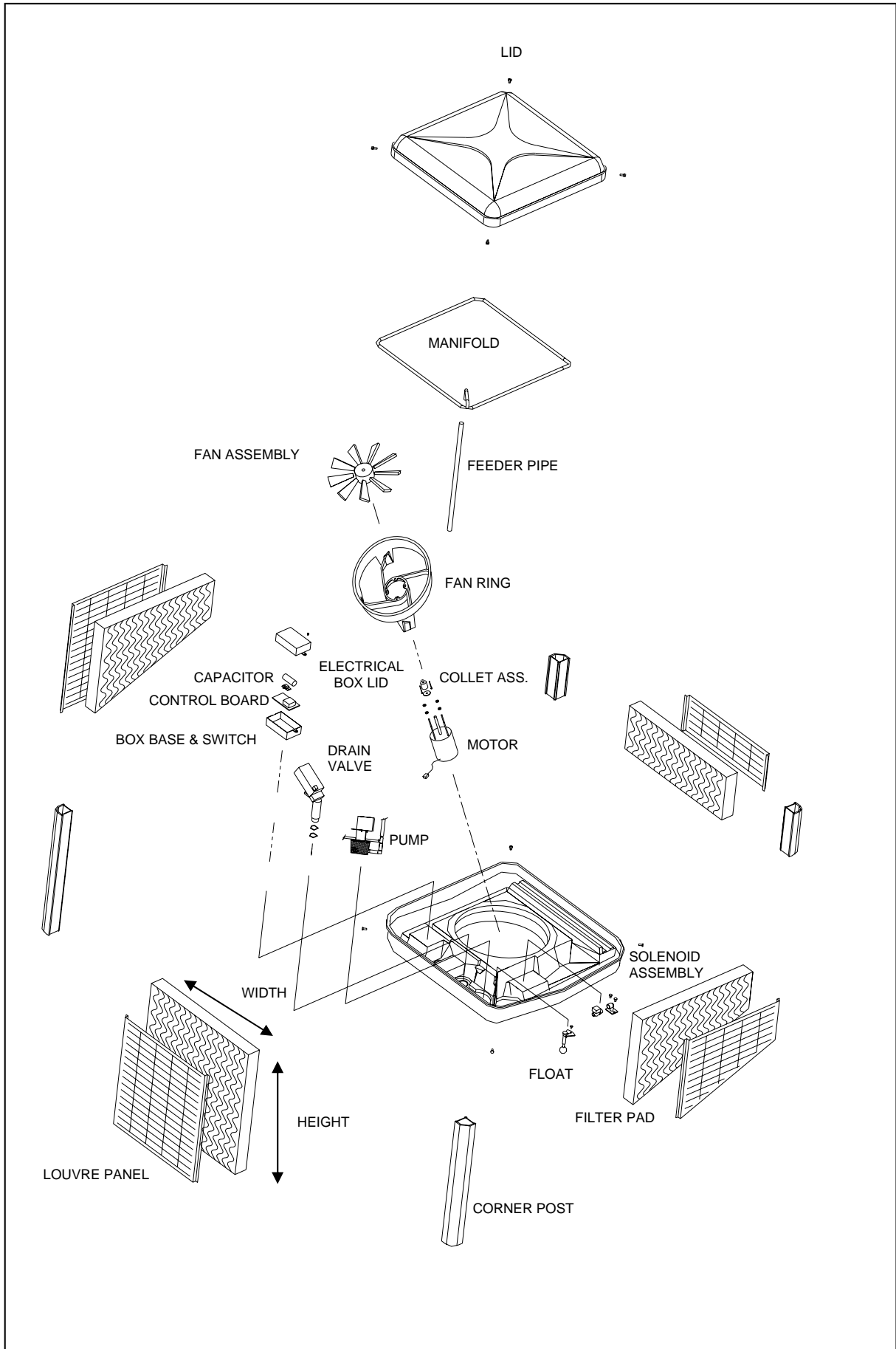
CONTENTS

| | Page |
|---|-------|
| Water Outlet | |
| Drain Valve and Accessories | 26 |
| Fans and Motors | |
| Motors and Accessories | 27 |
| Fans and Accessories | 27 |
| Circuit Boards and Controllers | |
| Circuit Boards and Controllers | 28-29 |
| Miscellaneous Electronic Circuit Boards and Accessories | 29-30 |
| Zone Control | 30 |
| Controller Replacement Boards | 30 |
| Control Cables and Electrical Boxes | 31 |
| MX / Safe-T-Lite Circuit Boards and Accessories | 32 |
| Solectair & Solectair Plus | |
| Circuit Boards & Controllers | 33 |
| Accessories | 34 |
| Solectair Uno | |
| Circuit Boards & Controllers | 33 |
| Accessories | 34 |

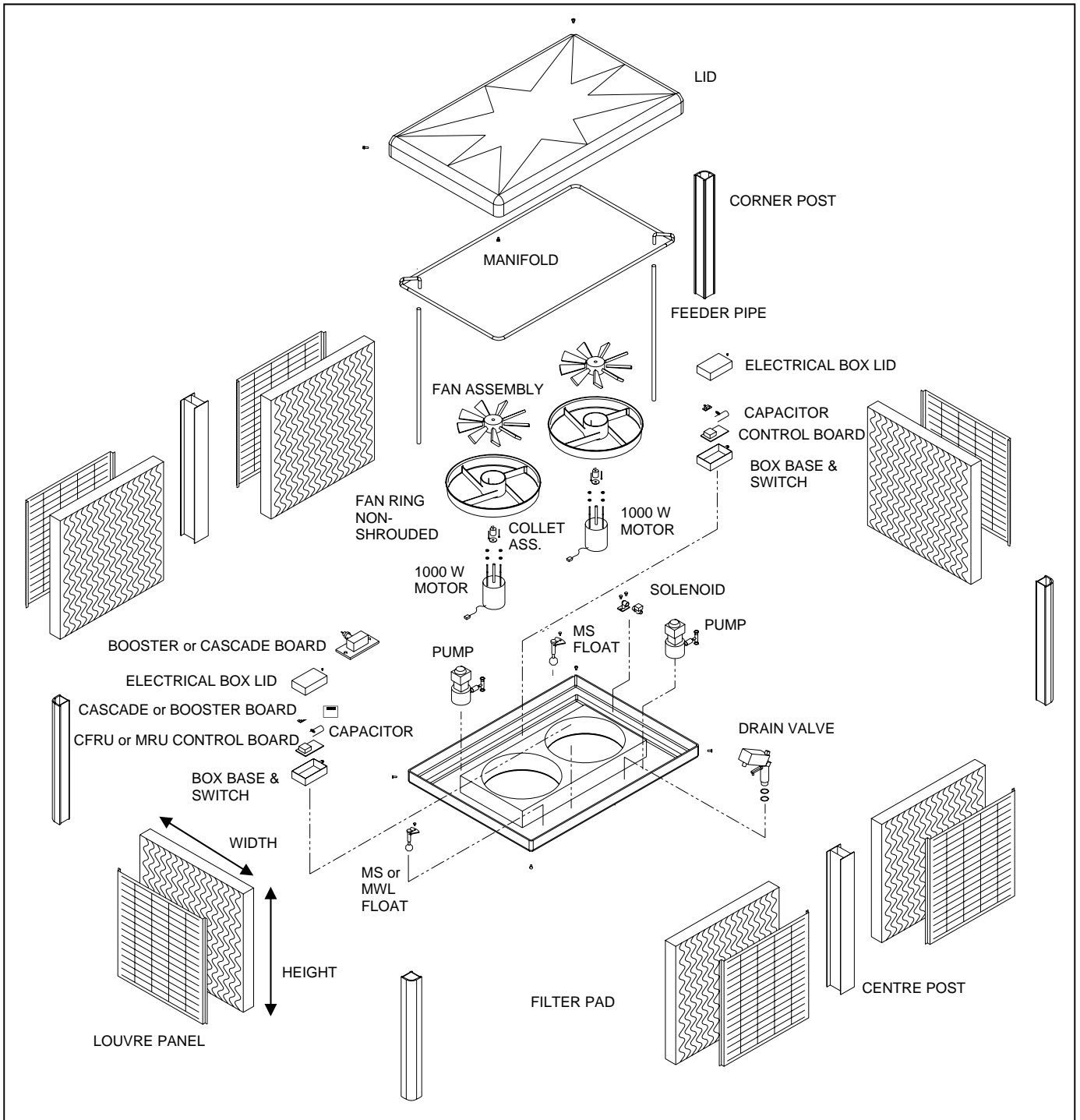
EXPLODED VIEW DOWN DISCHARGE HERITAGE AIR CONDITIONING UNIT


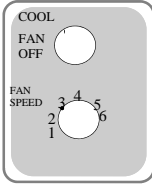




EXPLODED VIEW DOWN DISCHARGE CASCADE AIR CONDITIONING UNIT

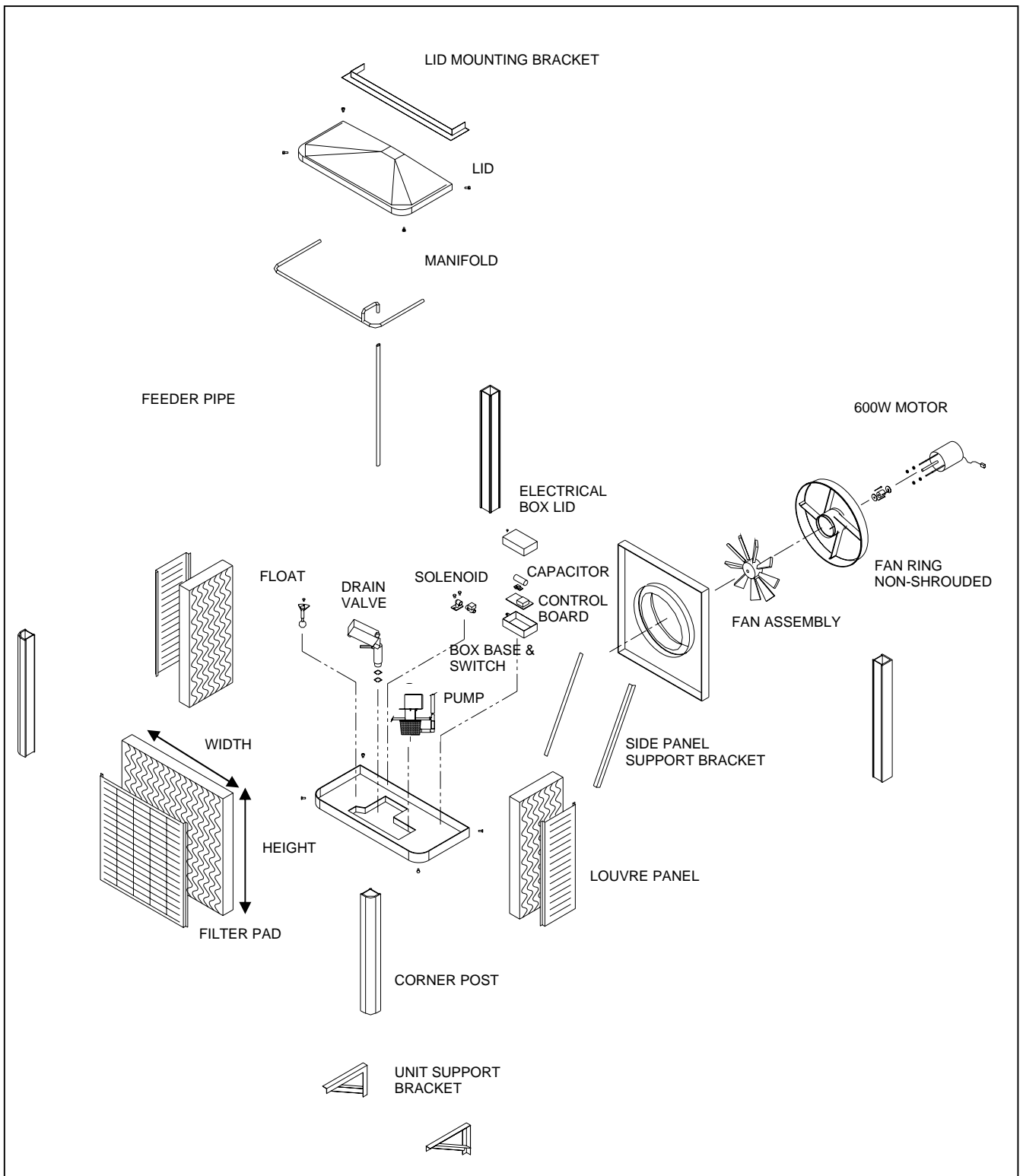


EXPLODED VIEW TWIN FAN DOWN DISCHARGE (D500) AIR CONDITIONING UNIT

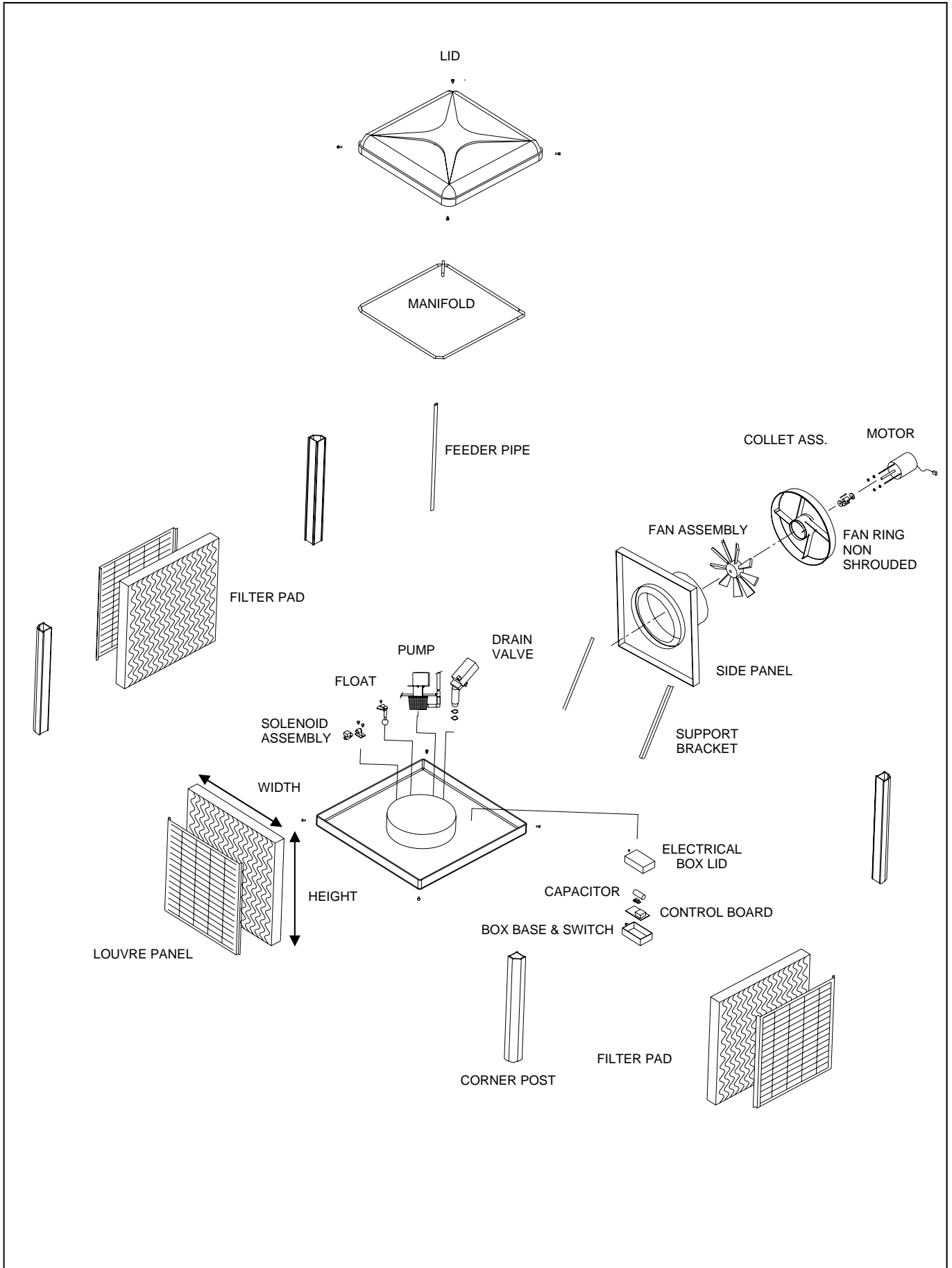


| QAD500 SERIES | FD500 SERIES |
|---|--|
| QA KEYPAD  | R KEYPAD  |
| Roof Unit = MRU | Roof Unit = CFRU |
| Signal Amplification = Cascade PCB  | Signal Amplification = Booster PCB  |
| 250mm Cascade Board to MRU connecting cable | No connecting cable required |
| Water Inlet = MS Float x 2 | Water inlet = MWL Float x 1 |

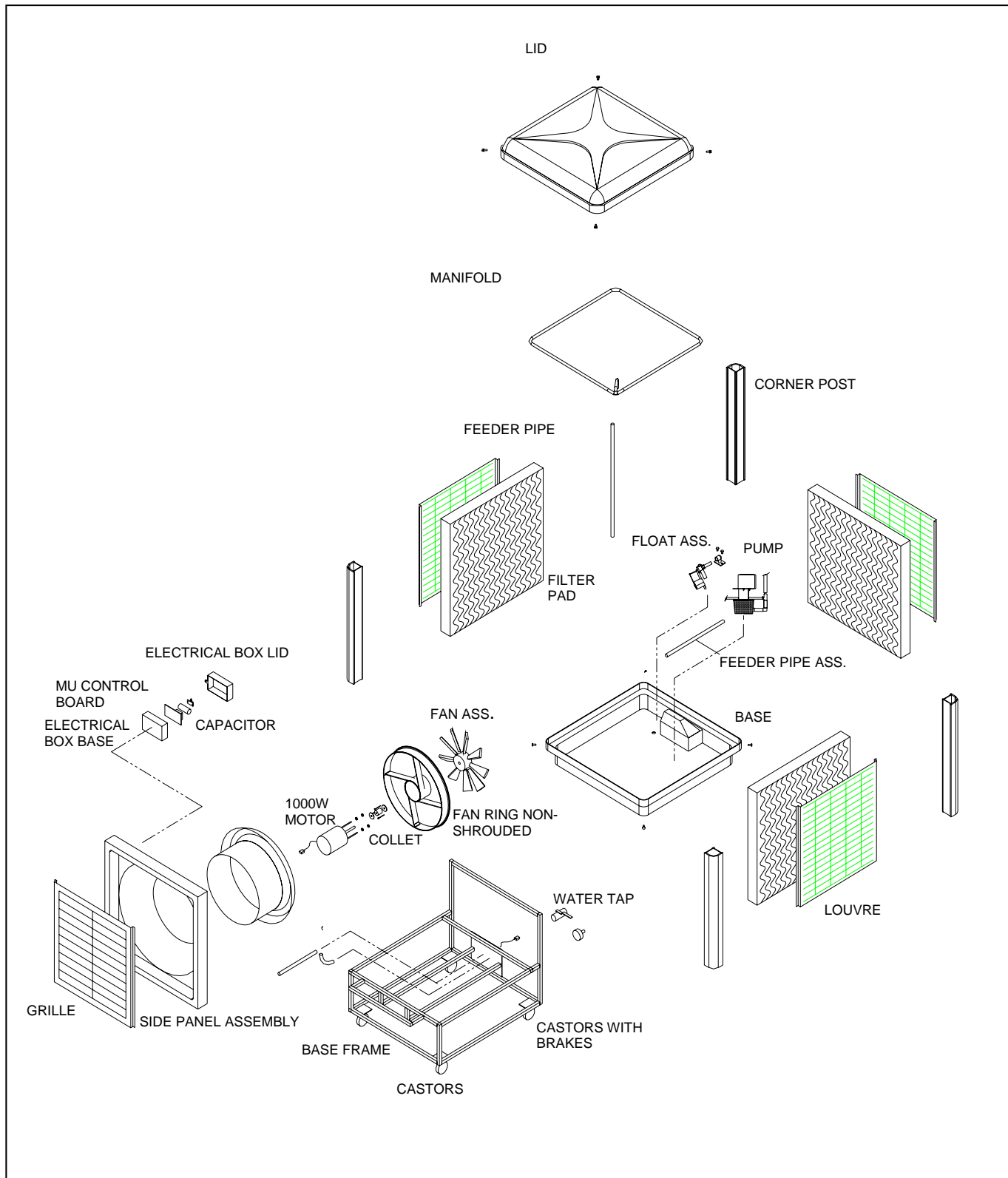
EXPLODED VIEW SIDE DISCHARGE S100 AIR CONDITIONING UNIT



EXPLODED VIEW SIDE DISCHARGE S240 AIR CONDITIONING UNIT



EXPLODED VIEW MOBILE (M240) AIR CONDITIONING UNIT



CORNER POSTS - Specify Colour

INDIVIDUALLY PRICED

| Manufactured | Model | Description | Part No. | Price (Ex. GST) |
|-----------------------------------|------------|--|----------|--------------------|
| 1994 - 2000 | 80 | 330mm High (inner and outer) | SP4036 | |
| | 105 | 420mm High (inner and outer) | SP4038 | |
| | 130/160 | 515mm High (inner and outer) | SP4040 | |
| | 185 | 650mm High (inner and outer) | SP4044 | |
| | 210 | 750mm High (inner and outer) | SP4046 | |
| | 250 | 950mm High (inner and outer) | SP4062 | |
| Heritage 2000 - 2008 | F/D095 | 370mm (inner and outer) - 75mm | SP4066 | |
| | F/D125 | 460mm (inner and outer) - 75mm | SP4068 | |
| | F/D160 | 460mm (inner and outer) - 100mm | SP4070 | |
| | F/D195 | 535mm (inner and outer) - 100mm | SP4072 | |
| | F/D230 | 650mm (inner and outer) - 100mm | SP4074 | |
| | F/D255 | 770mm (inner and outer) - 100mm | SP4076 | |
| Cascade 2000 - 2008 | C/W125 | 640mm H - front posts | SP4078 | |
| | C/W125 | 275mm H - back posts | SP4080 | |
| | C/W160 | 640mm H - front posts | SP4082 | |
| | C/W160 | 275mm H - back posts | SP4084 | |
| | C/W205 | 760mm H - front posts | SP4086 | |
| | C/W205 | 395mm H - back posts | SP4088 | |
| | C/W240 | 870mm H - front posts | SP4090 | |
| | | 505mm H -back posts | SP4092 | |
| U/EX Series 2002 - 2008 | U/EX125 | 370mm H | SP4550 | |
| | U/EX165 | 570mm H | SP4552 | |
| | U/EX210 | 570mm H | SP4554 | |
| | U/EX260 | 780mm H | SP4556 | |
| U/EX Series 2002 - 2008 | All Models | U/EX Series Corner Post Bolt Pack - Specify colour | SP4562 | |
| Ezycool | L110 | Corner Post - 315mm High | SP4602 | |

CORNER POSTS AND ACCESSORIES

INDIVIDUALLY PRICED

| Manufactured | Model | Description | Part No. | Price (Ex.GST) |
|--|---|--|----------|----------------|
| Side Discharge 1995 - 2008 | 100S | 930mm - 75mm channel Front | SP4061 | |
| | | 930mm - 75mm channel Back Left | SP4059 | |
| | | 930mm - 75mm channel Back Right | SP4057 | |
| 1995 - 2001 | 200S | 930mm - 75mm channel | SP4061 | |
| 2002 - 2008 | 240S | 950mm x 75mm back channel left | SP4093 | |
| | | 950mm x 75mm back channel right | SP4094 | |
| | | 950mm x 100mm channel (2 front corner posts) | SP4095 | |
| Twin Fan | FD/D400 | 795mm high | SP4530 | |
| | FD/D400 | Centre Post 790mm high | SP4532 | |
| | FD/D500 | 960mm high | SP4534 | |
| | FD/D500 | Centre Post 955mm high | SP4536 | |
| Twin Fan Corner Post Bolt Pack (includes 6 x 6mm stainless bolts, 6 x 8mm Polymer bolts). | | | SP4564 | |
| Twin Fan Centre Support | | | SP4566 | |
| Mobile Unit 2000 - 2002 | M240 | 950mm - 75mm channel | SP4062 | |
| 2002 - 2008 | M240 | 950mm - 100mm channel | SP4063 | |
| Pre 2000 | Bolt Pack - to suit units manufactured up to 2000 (includes 8 x 6mm Stainless Steel Bolts complete with Dektite Washer). | | SP4048 | |
| 2000 - 2008 | Corner Post Bolt Pack - to suit Heritage and Cascade Models (includes 4 x 6mm stainless bolts, 4 x 8mm Polymer | | SP4049 | |
| FILTER PADS | | | | |
| Twin Fan | FD/D400 | Side pads 928W x 795H x 100D - 2 per unit | SP4540 | |
| | FD/D400 | Front/Back Pads 645W x 795H x 100D - 4 per unit | SP4542 | |
| | FD/D500 | Side pads 928W x 960H x 100D - 2 per unit | SP4544 | |
| | FD/D500 | Front / Back Pads 645W x 960H x 100D - 4 per unit | SP4546 | |
| Ezycool | L110 | 820W x 315H x 75D | SP4611 | |
| | L110 | 820W x 315H x 100D | SP4612 | |

FILTER PADS

INDIVIDUALLY PRICED

| Manufactured | Model | Description | Part No. | Price (Ex. GST) | |
|--------------|-------------|--|-------------|-----------------|--|
| Pre 1991 | LP7* | 825W x 285H x 75D (Fibreglass Casing) | SP4100 | | |
| | | 855W x 285H x 75D (Uvex Casing) | SP4101 | | |
| | LP9* | 825W x 335H x 75D (Fibreglass Casing) | SP4102 | | |
| | | 855W x 335H x 75D (Uvex Casing) | SP4103 | | |
| | LP12* | 825W x 465H x 75D (Fibreglass Casing) | SP4104 | | |
| | | 855W x 465H x 75D (Uvex Casing) <i>Up distribution shrouds must be fitted</i> | SP4105 | | |
| | LP15* | 825W x 630H x 75D (Fibreglass Casing) | SP4106 | | |
| | | 855W x 640H x 75D (Uvex Casing) | SP4107 | | |
| | LP16* | 825W x 630H x 75D (Fibreglass Casing) | SP4106 | | |
| | | 855W x 700H x 75D (Uvex Casing) | SP4108 | | |
| | 1991 - 1992 | LP110* | 840W x 300H | SP4110 | |
| | | LP125* | 840W x 360H | SP4112 | |
| LP135* | | 840W x 430H | SP4114 | | |
| LP160* | | 840W x 600H | SP4116 | | |
| LP185* | | 840W x 675H | SP4118 | | |
| 1992 | LP60* + | 925W x 380H - pitched roof unit | SP4120 | | |
| | LP85* + | 925W x 485H - pitched roof unit | SP4122 | | |
| | LP95* + | 925W x 530H - pitched roof unit | SP4124 | | |
| | LP110* | 840W x 350H | SP4125 | | |
| | LP120* | 840W x 430H | SP4126 | | |
| | LP150* | 840W x 630H | SP4128 | | |
| | LP190* | 840W x 695H | SP4130 | | |

*Height includes 30 mm Top Water Distribution

+ Units fitted with 2 Celdek pads only

FILTER PADS

INDIVIDUALLY PRICED

| Manufactured | Model | Description | Part No. | Price (Ex. GST) |
|--|----------|---------------------------------|----------|--------------------|
| 1993 | PR65* + | 920W x 380H - pitched roof unit | SP4132 | |
| | PR90* + | 920W x 480H - pitched roof unit | SP4134 | |
| | PR105* + | 920W x 570H - pitched roof unit | SP4136 | |
| | FP120* | 840W x 360H | SP4138 | |
| | FP140* | 840W x 430H | SP4140 | |
| | FP170* | 840W x 630H | SP4142 | |
| | FP200* | 840W x 695H | SP4144 | |
| Models - CZ/ CO/MB/MP/MX 1994 - 1997 | 80* | 735W x 310H x 75D | SP4146 | |
| | 105* | 735W x 400H x 75D | SP4148 | |
| | 130* | 735W x 495H x 75D | SP4150 | |
| | 160* | 840W x 495H x 75D | SP4152 | |
| | 185* | 840W x 630H x 75D | SP4154 | |
| | 210* | 840W x 730H x 75D | SP4156 | |
| | 250* | 840W x 930H x 75D | SP4157 | |
| Models - CZ/ CO/MX (Series with channel in top of filter pads & capping) 1997 - 2000 | 80 | 735W x 310H x 75D | SP4174 | |
| | 105 | 735W x 400H x 75D | SP4176 | |
| | 130 | 735W x 495H x 75D | SP4178 | |
| | 160 | 840W x 495H x 75D | SP4180 | |
| | 185 | 840W x 630H x 75D | SP4182 | |
| | 210 | 840W x 730H x 75D | SP4184 | |
| | 250 | 840W x 930H x 75D | SP4186 | |

* Height includes 30 mm Top Water Distribution

+ Units fitted with 2 Celdek pads only



FILTER PADS

INDIVIDUALLY PRICED

| Manufactured | Model | Description | Part No. | Price (Ex. GST) |
|------------------------------------|----------|--|----------|--------------------|
| Heritage 2000 - 2008 | A/D/F095 | 830W x 370H x 75D | SP4300 | |
| | A/D/F125 | 830W x 460H x 75D | SP4302 | |
| | A/D/F160 | 830W x 460H x 100D | SP4304 | |
| | A/D/F195 | 830W x 535H x 100D | SP4306 | |
| | A/D/F230 | 830W x 650H x 100D | SP4308 | |
| | A/D/F255 | 830W x 770H x 100D | SP4310 | |
| Cascade 2000 - 2008 | C/W125 | 830W x 640H x 75D - front pad | SP4312 | |
| | | 830W x 275H x 75D - back pad | SP4314 | |
| | | Left Side pad 830W x 640H - back, 300H - front x 75D | SP4316 | |
| | | Right Side pad 830W x 640H - back, 300H - front x 75D | SP4317 | |
| | C/W160 | 830W x 640H x 100D - front pad | SP4318 | |
| | | 830W x 265H x 100D - back pad | SP4320 | |
| | | Left Side pad 830W x 635H - back , 295H front x 100D | SP4322 | |
| | | Right Side pad 830W x 635H - back 295H - front x 100D | SP4323 | |
| | C/W205 | 830W x 755H x 100D - front pad | SP4324 | |
| | | 830W x 385H x 100D - back pad | SP4326 | |
| | | Left Side pad 830W x 755H - back 415H - front x 100D | SP4328 | |
| | | Right Side pad 830W x 755H - back 715H - front x 100D | SP4329 | |
| | C/W240 | 830W x 865H x 100D - front pad | SP4330 | |
| | | 830W x 495H x 100D - back pad | SP4332 | |
| | | Left Side pad 830W x 865H - back 525H - front x 100D | SP4334 | |
| | | Right Side pad 830W x 865H - back 525H - front x 100D | SP4335 | |
| Mobile Units 2001 - 2002 | M240 | 830W x 950H x 75D | SP4189 | |
| 2002 - 2008 | M240 | 830W x 950H x 100D | SP4187 | |

FILTER PADS

INDIVIDUALLY PRICED

| Manufactured | Model | Description | Part No. | Price (Ex. GST) |
|--|--|---|--------------------|--------------------|
| U/EX Series 2002 - 2008 | U/EX 125 | Front pad - 800W x 385H x 90D | SP4570 | |
| | | Back pad - 800W x 345H x 90D | SP4573 | |
| | | Left side pads 800W x 355H - back, 385H - front x 90D | SP4571 | |
| | | Right side pads 800W x 355H - back, 385H - front x 90D | SP4572 | |
| | U/EX 165 | Front pad - 800W x 585H x 80D | SP4574 | |
| | | Back pad - 800W x 545H x 80D | SP4577 | |
| | | Left side pad 800W x 555H back/585H - front x 80D | SP4575 | |
| | | Right side pad 800W x 555H back/585H - front x 80D | SP4576 | |
| U/EX Series 2002 - 2008 | U/EX 220 | Front pad - 800Wx525Hx100D | SP4578 | |
| | | Back pad - 800W x 545H x 100D | SP4581 | |
| | | Left side pad 800W x 555H - back/585 front x 100D | SP4579 | |
| | | Right side pad 800W x 555H - back/585 front x 100D | SP4580 | |
| | U/EX 260 | Front Pad - 800W x 795H x 100D | SP4582 | |
| | | Back Pad - 800W x 755H x 100D | SP4585 | |
| | | Left side pad 800W x 765H - back/795H - front x 100D | SP4583 | |
| | | Right side pad 800W x 765H - back/795H - front x 100D | SP4584 | |
| Side Discharge 1995 - 2002  | 100S* | 840W x 930H x 75D - front pad | SP4186 | |
| | 100S* | 275W x 930H x 75D - side pad | SP4188 | |
| | 200S* 250P* | 840W x 930H x 75D - all sides | SP4186 | |
| | 2002 - 2008  | 240S | 830W x 950H x 100D | SP4187 |
| 100S | | 830W x 950H x 75D - front pad | SP4190 | |
| 100S | | 275W x 950H x 75D - side pad | SP4191 | |

*Height includes 30 mm Top Water Distribution

POLYMER CASING - Specify Colour

INDIVIDUALLY PRICED

| Manufactured | Model | Description | Part No. | Price (Ex. GST) |
|--|--------------------------|---|----------|--------------------|
| Down Discharge 1994 - 2000 | 80-130 | Moulded Sump Small - c/w pad retainers | SP1002 | |
| | 160-250 | Moulded Sump Large - c/w pad retainers | SP1004 | |
| | 80-130 | Moulded Lid Small | SP1006 | |
| | 160-250 | Moulded Lid Large | SP1008 | |
| Heritage 2000 - 2002 | All Models | Moulded Sump - Heritage | SP1005 | |
| Cascade and Heritage 2002 - 2008 | All Models | Moulded Sump - Heritage - with shrouded cowling | SP1009 | |
| | All Models | Moulded Sump - Cascade - with shrouded cowling | SP1007 | |
| | All Models Excl. 100S | Moulded Lid | SP1010 | |
| Twin Fan | FD400/ 500 | Moulded Sump - available in Beige | SP1530 | |
| | FD400/ 500 | Moulded Lid - available in Beige | SP1532 | |
| Mobile | FM240 | Moulded Sump - Mobile - available in Blue | SP1080 | |
| Top Discharge 2000 - 2008 | All Models | Moulded Lid Top Discharge | SP1072 | |
| Side Discharge 2002 - 2008 | 100S | Moulded Sump Side Discharge - 100S - c/w pad retainers (not fitted with counterweight drain) | SP1050 | |
| | 100S | Moulded Sump - suited to counterweight drain | SP1051 | |
| 1995 - 2001 | 200S | Moulded Sump Side Discharge - 200S - c/w pad retainers - also suits top discharge unit | SP1052 | |
| | 100S/200S | Moulded Side Panel Side Discharge - 100S & 200S | SP1058 | |
| 2002 - 2008 | 240S | Moulded Sump - suited to counterweight drain - also suits top discharge unit | SP1053 | |
| | 100S | Moulded Lid Side Discharge - 100S | SP1054 | |
| | 100S | Moulded Side Panel Side Discharge - suited to counterweight drain | SP1059 | |
| | 240S | Moulded Side Panel Side Discharge - suited to counterweight drain | SP1060 | |
| | M240 | Moulded Side Panel - complete with motor cowling - available in Blue | SP1061 | |
| | M240 | Moulded Sump - available in Blue | SP1080 | |




POLYMER CASING - Specify Colour

INDIVIDUALLY PRICED

| Manufactured | Model | Description | Part No. | Price (Ex. GST) |
|---|------------------|--|----------|--------------------|
| U/EX Series 2002 - 2006 | U/EX | Moulded Sump | SP1510 | |
| | U/EX | Moulded Lid - c/w cap. | SP1512 | |
| Ezycool | All Models | Moulded Base c/w Pump Bracket - Vertical L Series | SP1602 | |
| | All Models | Moulded Lid - Vertical L Series | SP1606 | |
| Winter Panels continued (4 per set) | | | | |
| 1994 - 2000 | 80 | 735 x 310 | UA4000 | |
| 1994 - 2000 | 105 | 735 x 400 | UA4004 | |
| 1994 - 2000 | 130 | 735 x 495 | UA4008 | |
| | 160 | 840 x 495 | UA4076 | |
| | 185 | 840 x 630 | UA4084 | |
| | 210 | 840 x 730 | UA4096 | |
| | 250 | 840 x 930 | UA4100 | |
| Cascade and Heritage 2002 - 2008 | A/D/F095 | 830 x 370 | UA4028 | |
| | A/D/F 125/160 | 830 x 460 | UA4032 | |
| | A/D/F 195 | 830 x 535 | UA4036 | |
| | A/D/F230 | 830 x 650 | UA4040 | |
| | A/D/F255 | 830 x 770 | UA4044 | |
| | C/W 125/160 | 1 x back, 1 x front, 2 x side | UA4048 | |
| | C/W205 | 1 x back, 1 x front, 2 x side | UA4052 | |
| | C/W240 | 1 x back, 1 x front, 2 x side | UA4056 | |

MISCELLANEOUS CASING AND ACCESSORY PARTS

INDIVIDUALLY PRICED

| Manufactured | Model | Description | Part No. | Price (Ex. GST) |
|--|-----------------|-------------------------------------|----------|--------------------|
| Louvre Panels - Specify Colour | | | | |
| Twin Fan | FD400 | Side Louvre | SP0530 | |
| | | Front/Back Louvre | SP0532 | |
| | FD500 | Side Louvre | SP0534 | |
| | | Front/Back Louvre | SP0535 | |
| U/EX Series 2002 - 2006 | U/EX 125 | Front/Back Panel * | SP0510 | |
| | | Left Side Panel | SP0511 | |
| | | Right Side Panel | SP0512 | |
| | U/EX 165/210 | Front/Back Panel * | SP0513 | |
| | | Left Side Panel | SP0514 | |
| | | Right Side Panel | SP0515 | |
| | U/EX 260 | Front/Back Panel * | SP0516 | |
| | | Left Side Panel | SP0517 | |
| | | Right Side Panel | SP0518 | |
| 1994-2008  | All Models | Univent Grille Clip - per bag of 6 | SP9000 | |
| 1994-2008  | All Models | Quietflo Grille Clip - per bag of 4 | SP9002 | |
| 2004-2008  | All Models | Ezyvent Grille Clip - per bag of 4 | SP9001 | |
| 2002 - 2008 | All Models | Mobile wheel with brake | SP9604 | |
| 2002 - 2008 | All Models | Mobile wheel without brake | SP9605 | |

* The electrical box and pump are fitted to the Front of the unit

MISCELLANEOUS CASING AND ACCESSORY PARTS

INDIVIDUALLY PRICED

| Manufactured | Model & Description | Part No. | Price (Ex. GST) |
|---------------------------------------|--|----------|-----------------|
| Louvre Panels - Specify Colour | | | |
| 1994 - 2000 | 80 - to fit the small cabinet | SP051 | |
| | 105 - to fit the small cabinet | SP053 | |
| | 130 - to fit the small cabinet | SP055 | |
| | 160 - to fit the large cabinet | SP057 | |
| | 185 - to fit the large cabinet | SP059 | |
| | 210 - to fit the large cabinet | SP061 | |
| | Side Discharge 100S front louvre only | SP063 | |
| | Side Discharge 100S side louvre only | SP065 | |
| | Side Discharge 200S/240S/250 all louvres | SP063 | |
| | Mobile Unit M240 | SP063 | |
| Heritage 2000 - 2008 | A/F/D095 | SP066 | |
| | A/F/D125/160 | SP068 | |
| | A/F/D195 | SP070 | |
| | A/F/D230 | SP072 | |
| | A/F/D255 | SP074 | |
| Cascade 2000 - 2008 | C/W125/160 front | SP076 | |
| | C/W125/160 right | SP078 | |
| | C/W125/160 left | SP080 | |
| | C/W125/160 back | SP082 | |
| | C/W205 front | SP084 | |
| | C/W205 right | SP086 | |
| | C/W205 left | SP088 | |
| | C/W205 back | SP090 | |
| | C/W240 front | SP092 | |
| | C/W240 right | SP094 | |
| | C/W240 left | SP096 | |
| | C/W240 back | SP098 | |

WATER DISTRIBUTION PARTS

INDIVIDUALLY PRICED

| Manufactured | Model | Description | Part No. | Price (Ex. GST) |
|--|-------------------|---|----------|--------------------|
| Water Manifolds | | | | |
| 1997 - 2000 | 80-130 | Water Manifold - holes face down - suit pads with channel | SP2001 | |
| | 160-250 | Water Manifold - holes face down - suit pads with channel | SP2003 | |
| Heritage, Top, & Cascade 2000 - 2008 | up distribution | Water Manifold - suit Heritage and Cascade models - white elbow | SP2005 | |
| | down distribution | Water Manifold - suit Heritage and Cascade models - black elbow | SP2007 | |
| Side Discharge | FS100 | Water Manifold - down discharge | SP2009 | |
| | FS240 FM240 | Water Manifold - down discharge on three sides | SP2011 | |
| Twin Fan | F/D400/500 | Water Manifold - One size fits all | SP2530 | |
| Ezycool | All Models | Vertical L Series Manifold | SP2602 | |
| | All Models | Sloping L Series Manifold | SP2604 | |
| U Series | U/EX | Water Distributor | SP2510 | |
| Water Shroud (water sprays up) | | | | |
| 1994 - 2000 | 160/250 | 840 mm | SP2016 | |
| | | 840 mm - with hole | SP2018 | |



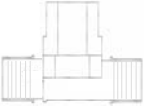
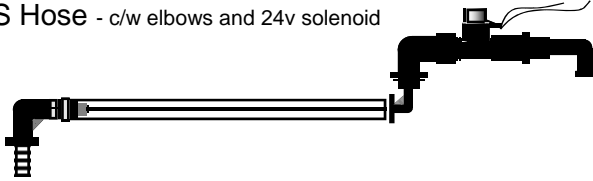


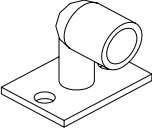





WATER DISTRIBUTION PARTS

INDIVIDUALLY PRICED

| Manufactured | Model | Description | Part No. | Price (Ex. GST) |
|--|-------------|---|----------|--------------------|
| Water Feed Pipes | | | | |
| 1997 - 2000 | 80 | 340mm - with 11mm restrictor | SP2090 | |
| | 105 | 430mm - with 11mm restrictor | SP2091 | |
| | 130 | 525mm - with 12mm restrictor | SP2092 | |
| | 160 | 660mm - with 14mm restrictor | SP2093 | |
| | 185 | 760mm - with 14mm restrictor | SP2094 | |
| | 210 | 960mm - no restrictor | SP2095 | |
| | 250 & 200S | 980mm - no restrictor | SP2096 | |
| | 100S | 980mm - 9mm restrictor | SP2097 | |
| Heritage & Cascade 2000 - 2008 | A/F/D095 | 420mm - 11mm restrictor | SP2100 | |
| | AF/D125/160 | 510mm - 12mm restrictor | SP2102 | |
| | A/F/D195 | 585mm - no restrictor | SP2104 | |
| | A/F/D230 | 700mm - no restrictor | SP2106 | |
| | A/F/D255 | 820mm - no restrictor | SP2108 | |
| | W/C125/160 | 675mm - no restrictor | SP2110 | |
| | W/C205 | 795mm - no restrictor | SP2112 | |
| | W/C240 | 905mm - no restrictor | SP2114 | |
| U/EX Series | All models | 850mm Flexible PVC - cut to suit | SP2513 | |
| Ezycool | L110 | Feed Pipe - Vertical Unit | SP2620 | |
| Twin Fan | Both models | Front or Back pump feeder 1010mm - Cut to suit | SP2546 | |
| Mobile | M240 | Riser Pipe Kit | SP2116 | |

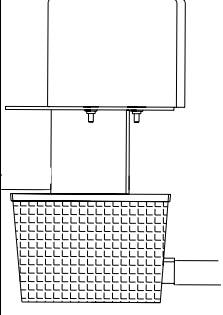

WATER INLET AND DISTRIBUTION PARTS

INDIVIDUALLY PRICED

| Manufactured | Description | Part No. | Price (Ex. GST) |
|---|--|----------|-----------------|
| Solenoids and Accessories | | | |
| | 24v Solenoid Retrofit Kit - c/w 240/24v transformer & solenoid RPE-Filter | SP2057 | |
| 2005 - 2008 | Eclipse/Ezycool Flexible connection (Braided) - 15mm BSP 1x male end 1x female end | SP2646 | |
| 2002 - 2008 | Eclipse/Ezycool 24v Solenoid  | SP2640 | |
| 2002 - 2008 | 24v Barbed Solenoid - suits unit with Counter Weight drain valve  | SP2031 | |
| | 24v Barbed Solenoid for Twin Fan Unit - suits unit with Counter Weight drain valve | SP2013 | |
| 1994 - 2008 | 24v RPE Solenoid  | SP2075 | |
| 2000 - 2002 | WMS Hose - c/w elbows and 24v solenoid  | SP2202 | |
| | Elbow Water Inlet Brass - 3/4" male, 1" female | SP2058 | |
| | Elbow Water Inlet Brass - 3/4" male, 3/4" female | SP2060 | |
|  | Flexible Connection (Braided) Heritage | SP2061 | |
|  | Flexible Connection (Braided) Cascade | SP2081 | |
|  | Through Sump Elbow & Bracket - c/w 'O' ring | SP2039 | |
|  | 45° Nozzle- for attachment to Counterweight Drain Valve | SP2044 | |
|  | Pressure Reduction Valve 3:1 reduction ratio. | SP2220 | |
| | Solenoid Filter | SP2079 | |
|  | Yellow Solenoid restrictor suits RPE Solenoid | SP2032 | |
|  | Tap and filter | SP2076 | |
|  | 90 Deg. Barbed Mobile Drain Elbow | SP2017 | |

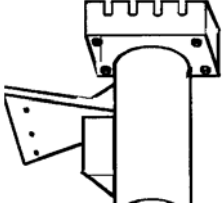
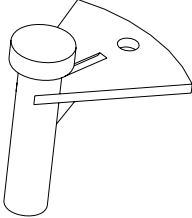
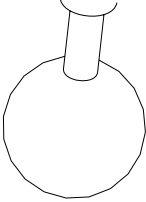
WATER DISTRIBUTION PARTS

INDIVIDUALLY PRICED

| Manufactured | Description | Part No. | Price (Ex. GST) |
|---|--|----------|-----------------|
| Pumps and Accessories | | | |
|  | Fasco JRM E/P 38 Pump - with 1400mm long lead - Minimum order of 8 | SP2127 | |
| | Quietflo long shaft - to suit Mobile unit 2002 - 2008 | SP2035 | |
| | Submersible Pump - to suit Mobile unit 2001 - 2002 | SP2037 | |
| | 19mm Restrictor Tap | SP2010 | |
| Float Valve and Accessories | | | |
| Pre 2001 | 3/8" Brass Float Valve (LP units) - to suit hydraulic drain valve | SP2049 | |
| | Ball Float to suit 3/8" Brass Float Valve - to suit hydraulic drain valve | SP2047 | |
| | 1/2" Brass Float Valve (LP units) - to suit hydraulic drain valve | SP2052 | |
| | Ball Float to suit 1/2" Brass float valve - to suit hydraulic drain valve | SP2054 | |
| | Black adaptor 3/4" to 1/2" | SP2099 | |
| | Washer 20mm stainless steel - to suit white tail | SP2053 | |
| | Brass Locknut - to suit white tail | SP2055 | |
| | Diaphragm for Fluidmaster - high pressure - black | SP2078 | |
| | Diaphragm for Fluidmaster - low pressure - green | SP2080 | |
| Coolbreeze 1994 - 2000 E Series 2001 - 2002 Mobile M240 2001 - 2008 | Float valve Fluidmaster 747  | SP2027 | |
| Ezycool L Series | Float valve Fluidmaster - 703 c/w with white tail | SP2654 | |

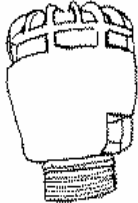
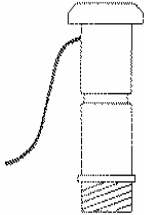



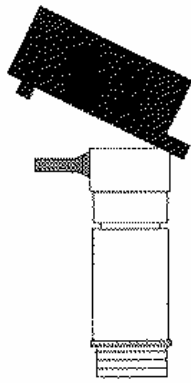
WATER INLET

INDIVIDUALLY PRICED

| Manufactured | Description | Part No. | Price (Ex. GST) |
|--|--|----------|--------------------|
| 2000 - 2008  | <p>MWL Control Unit Magnetic Water Level Sensor - 4 screw type connectors</p> | SP2210 | |
| 2000 - 2008  | <p>MS Control Unit Magnetic Water Level Sensor - 3 core cable with single connection to roof unit</p> | SP2212 | |
| 2000 - 2008  | <p>Magnetic Float Assembly - Compatible with MS and MWL control units.</p> | SP2200 | |

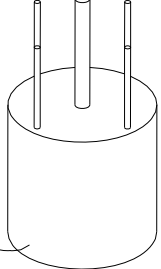
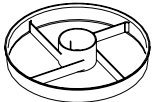


WATER OUTLET

INDIVIDUALLY PRICED

| Manufactured | Description | Part No. | Price (Ex. GST) |
|--|---|---|-----------------|
| Drain Valve and Accessories | | | |
| Pre 2000  | Hydraulic Drain Valve - water pressure style | SP2064 | |
| | Brass adaptor - suited to hydraulic drain valve | SP2071 | |
| | Elbow - screws into top of Hydraulic Drain Valve | SP2065 | |
| | Elbow - screws into brass adaptor for Hydraulic Drain valve | SP2069 | |
| | 6mm Pipe - between Hydraulic Drain Valve and Brass adaptor | SP2067 | |
| Pre 2000  | Drain Valve - Electric | SP2062 | |
| | External Drain Valve Timer | SP3009 | |
| | Thick Square Section 'O' Ring - to suit Electric Drain Valve | SP2066 | |
| | Round Section 'O' Ring - to suit 40mm Drain | SP2068 | |
| | Bleed Off tray & Fitting | SP2082 | |
| | Ezycool Bleed off tray | SP2644 | |
| | Drain Fitting Male 40mm - Outside thread |  SP2070 | |
| | Drain Fitting Female 40mm - |  SP2072 | |
| | Drain Fitting Female 20 to 40mm |  SP2073 | |
| 2001 - 2008  | Counterweight Drain Valve Kit - fitted with blue square section washer, hoses and clips. | SP2040 | |
| | Hose kit - to suit counterweight drain valve | SP2042 | |
| | Plastic Clips - for securing Counterweight hoses | SP2041 | |
| | Counterweight Drain Valve Washer - blue square section | SP2066C | |


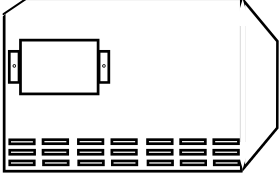

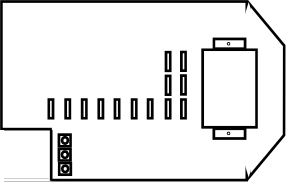

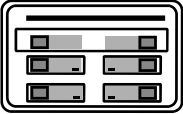

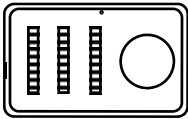
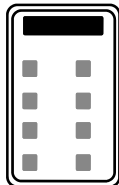

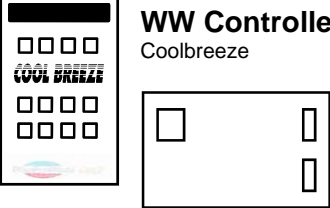
FANS AND MOTORS

INDIVIDUALLY PRICED

| Manufactured | Description | Part No. | Price (Ex. GST) |
|--|--|----------|--------------------|
| Motors and Accessories | | | |
|  | Motor 600w | SP6012 | |
| | Motor 750w | SP6014 | |
| | Motor 1000w | SP6015 | |
| | Motor extension lead to Electrical Box | SP6020 | |
| | Motor extension lead to Electrical Box 1500mm for Twin Fan unit | SP6070 | |
| | Motor Extension lead plugs male c/w crimps | SP6062 | |
| | Motor lead plugs female c/w crimps | SP6060 | |
| | Motor Mounting Grommet kit | SP6024 | |
| 1994 - 2008  | Motor Mounting Ring Non Shrouded - black polymer | SP6022 | |
| 2002 - 2008  | Shrouded Motor Mounting Ring - black polymer | SP6025 | |
| Fans and Accessories | | | |
| 1994 - 2000 | 518mm Diameter 10 blade Variable Pitch Fan - balanced - suited to 600w motor and 100S units | SP6028 | |
| 2000 - 2008  | 524mm Diameter 10 blade Variable Pitch Fan - balanced - suited to 750 watt motor on Portable & 200S units | SP6030 | |
| | 524mm Diameter 10 blade Variable Pitch Fan - green hub - suited to 600w motor on 100S units | SP6027 | |
| | 524mm Diameter 9 blade Fixed Pitch Fan - balanced - suited to 1000w motor | SP6031 | |
| 2002 - 2008 | 530mm Diameter 10 blade Variable Pitch Fan - To suit Heritage units with 750 watt motor | SP6054 | |
| | 530mm Diameter 10 blade Variable Pitch Fan - To suit Heritage units with 600 watt motor | SP6053 | |
| | 530mm Diameter 9 blade Fixed Pitch Fan - Heritage units only with 1000 watt motor | SP6056 | |
| 1992 - 2008 | Fan collet & Bolt fixing pack to suit 10 blade variable pitch fan | SP6043 | |
| 2000 - 2008 | Fan collet & Bolt fixing pack to suit 9 blade fixed pitch fan. (Backward compatible) | SP6047 | |

CIRCUIT BOARDS AND CONTROLLERS

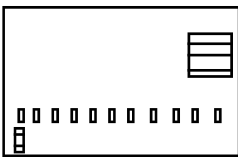

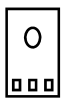



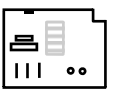

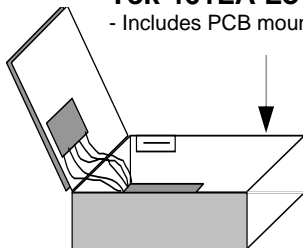


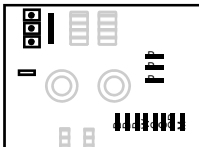
INDIVIDUALLY PRICED

| Circuit Boards and Controllers | Part No. | Price (Ex. GST) |
|---|----------|-----------------|
|  <p>Neatrol Roof Unit - circuit board</p> | SP3005 | |
|  <p>CO Roof Unit - circuit board - 240v feed for solenoid</p> | SP3006 | |
|  <p>CR Keypads - 100 speed - replaced CO controller</p> | SP3215 | |
|  <p>Modular Roof Unit (MRU) - circuit board - suitable replaced CO controller</p> | SP3000 | |
|  <p>QA 100 Speed</p> | SP3221 | |
|  <p>CY Keypads - 10 speed - replaced CZ controller</p> | SP3214 | |
|  <p>QM 10 Speed</p> | SP3220 | |
|  <p>CA Rotary Controller</p> | SP3213 | |
|  <p>CRR Keypad</p> | SP3219 | |
|  <p>Multi Function Remote Transmitter</p> | SP3218 | |
|  <p>WW Controller - Specify Logo WeatherWorld/ Coolbreeze</p> <p>WWBCU - Supplied as single item with 4 core cable</p> | SP3225 | |

D, C, A, W AND I SERIES


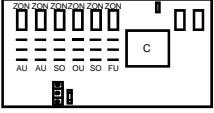
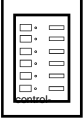




CIRCUIT BOARDS AND CONTROLLERS

INDIVIDUALLY PRICED

| Circuit Boards and Controllers | | Part No. | Price (Ex. GST) |
|---|---|----------|--------------------|
| F, FC SERIES |  CFRU ROOF UNIT Replaces EC Roof Unit & EC Connector Board | SP3510 | |
| |  L Controller | SP3506 | |
| |  R Controller - replaced F Series controller | SP3504 | |
| |  Single Function Remote Receiver | SP3520 | |
| |  Single Function Remote Transmitter | SP3522 | |
| |  Keypad Signal Booster Board | SP3512 | |
|  Tek298 240V Roof Unit - Was Tek 210 changed 2007 to Tek 297 | SP3014 | | |
|  Tek285 | SP3016 | | |
|  Tek 461LA Low Voltage Roof Unit - Includes PCB mounted on to Lid only | SP3021 | | |
|  Tek 425 wall controller - temp control with timer | SP3020 | | |
|  Tek 485 wall controller - standard variable speed | SP3022 | | |
|  Mobile Control Board | SP3013 | | |
| Miscellaneous Electronic Circuit Boards and Accessories | | | |
| CZ/CY/QM test keypad - c/w 1 x 1m cable | | SP0002 | |
| QA test keypad - c/w 1 x 1m cable | | SP0003 | |
| R Series Test Controller - c/w 1 x 1m cable | | SP0006 | |
| 4 pin In-line spike filter - for use on Maxima or MX keypads | | SP3240 | |
| 7 pin In-line spike filter | | SP3242 | |
| Fuse 5 amp slow blow - Packs of 5 | | SP3052 | |
| Fuse 15 amp slow blow - Packs of 5 | | SP3058 | |
| Capacitor 25uF | | SP3039 | |
| Capacitor 30uF | | SP3040 | |
| 24v Damper motor | | SP6065 | |
| 240v Damper Motor | | SP6066 | |

CIRCUIT BOARDS AND CONTROLLERS

INDIVIDUALLY PRICED

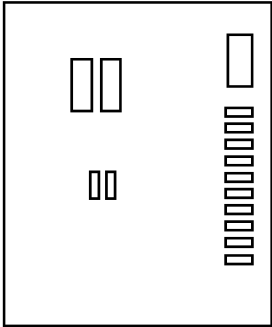
| Circuit Boards and Controllers | Part No. | Price (Ex. GST) |
|---|----------|--------------------|
| <p>QM CONVERSION KIT Replacement for CM & CF Conversion Kit</p> <p>Parts making up the conversion kit: Motor Lead Electrical box (Complete with switch & brackets & cable) MRU roof unit QM Series keypad Keypad Cable</p>  | SP3156 | |
| Zone Control | | |
| <p>Zone Control Roof Unit</p>  | SP3703 | |
| <p>Zone Control Keypad Kit</p>  | SP3700 | |
| <p>Ezyzone Wall Touch Pad</p>  | SP3705 | |
| <p>Ezyzone Control Box</p>  | SP3706 | |
| <p>Ezyzone Control Cable - 30m</p> | SP3707 | |
| <p>Ezyzone AC Power Cable</p> | SP3708 | |
| Controller Replacement | | |
| <p>Cascade Circuit Board (Controller Replacement Circuit Board) - used to control more than one Single Fan Unit using only one keypad</p>  | SP3008 | |
| <p>Cascade Circuit Board - to be fitted in secondary electrical box in Twin Fan QA or QM D500 (Controller Replacement Circuit Board) - used to control more than one D500 using only one keypad</p>  | SP3007 | |

CONTROL CABLES AND ELECTRICAL BOXES

| Manufactured | Description | Part No. | Price (Ex. GST) |
|---|--|----------|--------------------|
| Multi-Core control cables | | | |
| | A/C unit to keypad cable - 15m x 7 core with two female connectors 12m - 7-core with 2 female ends | SP5200 | |
| | Electrical box connector cable for Twin Fan Units 3m - 7 core with 2 female connectors | SP5500 | |
| | A/C unit to keypad extension cable - 10m x 7 core with 1 male and 1 female connector | SP5206 | |
| | Keypad cable - 10m - 4-core with 2 female ends | SP5202 | |
| | Keypad cable extension - 10m - 4-core with 1 female and 1 male end | SP5208 | |
| | Tek 400 wiring loom 24v | SP3024 | |
| | CRR Keypad to Multi Function Receiver Board Extension Lead 10m - 8-core with 1 female and 1 male end | SP5219 | |
| | MRU extension cable - 200mm long 1x male pin and 1 x Female connector | SP5216 | |
| | MRU to Cascade board connector cable for Twin Fan Unit - 250mm long 7 core x 2 x Female connector | SP5224 | |
| | MRU to MRU board connector cable for Twin Fan Unit - 3.2m long 7 core x 2 x Female connector | SP5223 | |
| | Test Keypad cable - 1m x 7 core cable with 2 female connectors | SP5218 | |
| Electrical Box & Accessories | | | |
| Down, Top and Side Discharge | MRU electrical box complete - cable bracket, isolator switch and knob | SP3045 | |
| Down, Top and Side Discharge | MRU electrical box isolator switch | SP3198 | |
| Mobile 2006 - 2008 | Electrical Box and lid - New Type. No On/Off switch, holes drilled for knobs. For the replacement of electrical boxes in units manufactured before 2007, replacement side panels will have to be fitted. | SP3051 | |
| All Units | Black Plastic Bolt M6x25mm - Pack of 4 | SP3053 | |

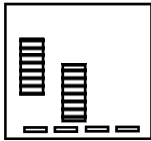
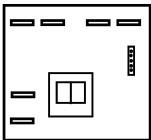


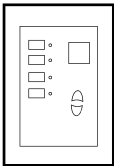
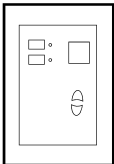
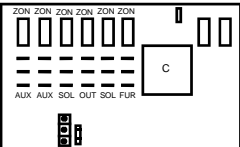
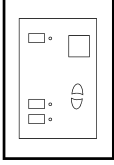
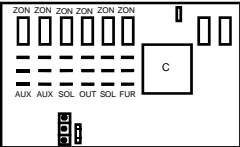
MX / SAFE-T-LITE CIRCUIT BOARDS AND ACCESSORIES

INDIVIDUALLY PRICED

| MX / Safe-T-Lite circuit boards and controllers | | Part No. | Price (Ex. GST) |
|---|----|----------|--------------------|
| SMCU - MX plus units - Master control unit | | SP3228 | |
| MX Keypad | | SP3222 | |
|  Safe-T-Lite PCB | | SP3234 | |
|  Safe-T-Lite keypad | | SP3236 | |
| MX / Safe-T-Lite Accessories | MX | STL | |
| Temperature sensor - Maxima Plus / MX or basic | ✓ | | SP3230 |
| Battery 12V - 7Ah | ✓ | ✓ | SP5002 |
| Tamper switch - to suit MCU box | ✓ | | SP5004 |
| External siren | ✓ | | SP5006 |
| Siren box - c/w Tamper switch | ✓ | | SP5008 |
| Tamper switch - to suit Siren box | ✓ | | SP5009 |
| Strobe light | ✓ | | SP5010 |
| PIR detector - Passive Infra Red detector | ✓ | | SP5012 |
| L x 28 motion detector | | ✓ | SP5013 |
| Smoke detector | ✓ | | SP5014 |
| L x 108 smoke alarm | | ✓ | SP5021 |
| Emergency light fitting - without globe | ✓ | ✓ | SP5016 |
| Light globe 12V - 5W | ✓ | ✓ | SP5018 |
| Internal sounder | ✓ | | SP5020 |

NLA = No longer available

SOLECTAIR, SOLECTAIR PLUS & SOLECTAIR UNO

| Description | Part No. | Price (Ex. GST) |
|--|----------|--------------------|
| Circuit Boards and Controllers | | |
|  <p data-bbox="400 360 906 421">Solectair Speed Control PCB (Neatrol) - Fitted to evaporative air conditioner</p> | SP3005 | |
|  <p data-bbox="400 539 979 573">Solectair MCU - Fitted to evaporative air conditioner</p> | SP3076 | |
|  <p data-bbox="400 719 756 779">Solectair LCD Controller - Fitted to evaporative air conditioner</p> | SP3072 | |
|  <p data-bbox="400 902 756 963">Solectair Wall Controller - Fitted to evaporative air conditioner</p> | SP3070 | |
|  <p data-bbox="400 1068 746 1160">Solectair Plus 4 button Manual operation - Fitted to Omega Gas Furnace</p> | SP3078 | |
|  <p data-bbox="400 1270 708 1361">Solectair Plus 2 Button auto operation - Fitted to Omega Gas Furnace</p> | SP3075 | |
|  <p data-bbox="400 1480 963 1541">Solectair Plus Main Control Board (ZCRU) - Fitted to Omega Gas Furnace</p> | SP3704 | |
|  <p data-bbox="400 1646 708 1738">Solectair Uno Keypad 2 Button auto operation - Fitted to Stand Alone System</p> | SP3087 | |
|  <p data-bbox="400 1839 979 1899">Solectair Uno Main Control Board (ZCRUU) - Fitted to Stand Alone System</p> | SP3701 | |

SOLECTAIR, SOLECTAIR PLUS & SOLECTAIR UNO

| Description | Part No. | Price (Ex.) |
|--|----------|-------------|
| Electrical Components and Accessories | | |
| Solectair - Speed Pot - c/w leads | SP3074 | |
| Solectair - Speed Control Electrical Box Top & Base - c/w cable bracket & brass fitting bolts, c/w blank serial number sticker | SP3080 | |
| Solectair - MCU Electrical Box Top & Base - c/w switch, cable, bracket & circuit diagram, c/w connector strip | SP3084 | |
| Solectair - Isolator Knob | SP3030 | |
| Mains Lead - 3m, fitted to all electrical boxes | SP3031 | |
| Solectair - Control Cable - 20m, 5 pin, 2 female ends - fitted to Solectair | SP5232 | |
| Solectair - Control Extension Cable - 20m, 5 pin, 1 female & 1 Male connector | SP5227 | |
| Solectair Plus & Solectair Uno - Control cable 10m x 8 core, 2 female connectors | SP5222 | |
| Solectair Plus & Solectair Uno - Temperature sensor cable 12 x 3 core, 1 female connector and 1 temperature sensor | SP5220 | |
| Cowling and Filter | | |
| Solectair - Inlet Cowling - c/w non-shrouded motor ring (UCHTSMS) | SP6080 | |
| Solectair - Inlet Grill - (UCHTSMG) | SP6082 | |
| Solectair - Filter - c/w rim - (UCHTSF) | SP9020 | |
| Solectair Uno - Disposable filter - 360x360x100 (PHRF) | SP9021 | |
| Solectair - Non return collapsible damper - (PHSD) | SP9606 | |
| Motors and Accessories | | |
| Solectair - Motor 600w | SP6012 | |
| Solectair - Motor Lead to Electrical Box Extension | SP6020 | |
| Solectair - Motor Mounting Grommet Kit | SP6024 | |
| Solectair Uno - Damper motor, 24v, yellow | SP9607 | |
| Solectair Uno - EBM motor, 230v 50hz, | SP9608 | |
| Fan and Accessories | | |
| 524mm diameter 10 blade variable pitch fan - green hub for 600w motor | SP6027 | |
| Fan Collet & Bolt Fixing Pack - to suit 10 blade variable pitch fan above | SP6043 | |